



**AGE-FRIENDLY FISHERS
ACTION PLAN 2020 - 2022**

December 20, 2019
City of Fishers, Indiana



December 20, 2019

Dear Residents,

In 2018, Fishers was the first community in Indiana to join AARP's Network of Age-Friendly Communities to demonstrate our commitment towards an inclusive community for all ages and abilities. We are excited about the opportunity to join with AARP and the World Health Organization to better serve the aging population.

Fishers is a rapidly growing community and the over-age-65 population in Fishers will more than double in proportion of the total population between now and the year 2040. As Fishers looks to the future, the services required to support the community will continue to change. Anticipating this shift in demographics prepares us to better serve our community and ensures Fishers continues to be a great place to live for people of all ages.

Fishers has taken steps to create an age-friendly community through the adoption of the Fishers 2040 Comprehensive Plan which includes age-friendly practices and focuses on creating a smart, vibrant, and entrepreneurial city. Through the work of the Age-Friendly Fishers Committee and the support of our community partners, Age-Friendly Fishers prioritizes strategies that expand upon Fishers 2040 goals and objectives and will continue to identify best practices, community needs, and opportunities that support this vision.

The Age-Friendly Fishers Committee is made up of city staff and community stakeholders including experienced residents and organizations focused on serving older adults. This committee now oversees the implementation and evaluation of the Age-Friendly Fishers initiative and will continue to be a resource for the community and city leadership.

Sincerely,

A handwritten signature in black ink, appearing to read "Scott Fadness". The signature is stylized and written in cursive.

Mayor Scott Fadness

City of Fishers

ACKNOWLEDGMENTS AND PARTNERSHIPS

The Age-Friendly Committee is made up of various community stakeholders throughout Hamilton County. We give a special thanks to the following organizations and community members who participated in the creation of this action plan.



Table of Contents

Introduction	6
Fishers Today	8
Mission and Vision	14
Community Assessment	16
Strategies	22
Implementation	30
Appendix A - Community Assessment Results	32

INTRODUCTION



What is Age-Friendly Fishers?

In 2018, the City of Fishers joined AARP's Network of Age-Friendly Communities, an affiliate of the World Health Organization's Global Network of Age-Friendly Cities and Communities.

The designation emphasized the City's commitment to continued age-friendly efforts and created the Age-Friendly Fishers Committee, which was tasked with creating a three year action plan covering 2020 - 2022 to improve livability in Fishers for people of all ages.

This action plan assesses the current age-friendliness of Fishers, sets forth goals and strategies of the Age-Friendly Fishers Committee, and is to act as a guide and resource for improving the quality of life for residents of all ages.



Did you know Fishers was the first community in Indiana to join AARP's Network of Age-Friendly Communities?

FISHERS TODAY

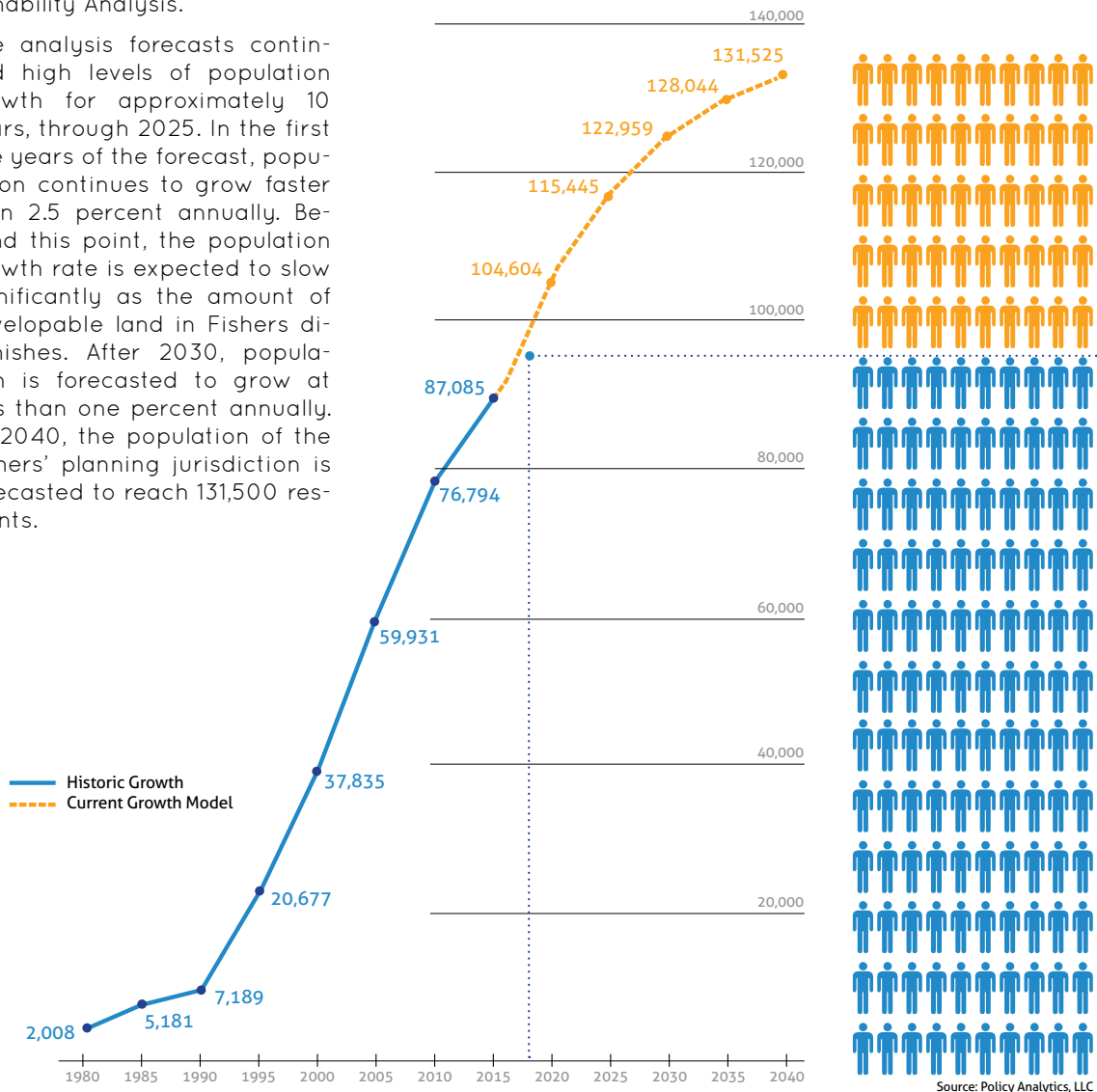
Source: Fishers 2040 Comprehensive Plan

Over the past 30 years, the City of Fishers has experienced tremendous growth. Fishers has grown from 8,000 residents in 1990 to nearly 90,000 today. As Fishers looks to the future, the nature of this growth and the services required to support the community will continue to change. The policy and development decisions made now regarding growth management, development practices, and fiscal planning will shape the long-term character of the community.

In 2014, the city partnered with Policy Analytics, LLC and the Corradino Group to prepare a Demand Forecasting and Sustainability Analysis.

The analysis forecasts continued high levels of population growth for approximately 10 years, through 2025. In the first five years of the forecast, population continues to grow faster than 2.5 percent annually. Beyond this point, the population growth rate is expected to slow significantly as the amount of developable land in Fishers diminishes. After 2030, population is forecasted to grow at less than one percent annually. By 2040, the population of the Fishers' planning jurisdiction is forecasted to reach 131,500 residents.

Forecasted increase in population 2015-2040:
44,440
 51%



Source: Policy Analytics, LLC

POPULATION, HOUSING, AND NEIGHBORHOODS

Population

The population is aging in Fishers.

The over-age-65 population will more than double as a proportion of the total population between now and the year 2040.



Population over age 65

	2018	2040
Population over age 65	9,566	23,411

Housing

Housing preferences are likely to change along with demographic shifts.

As the population ages, demand for quality, low-maintenance housing options in walkable settings is expected to remain strong.

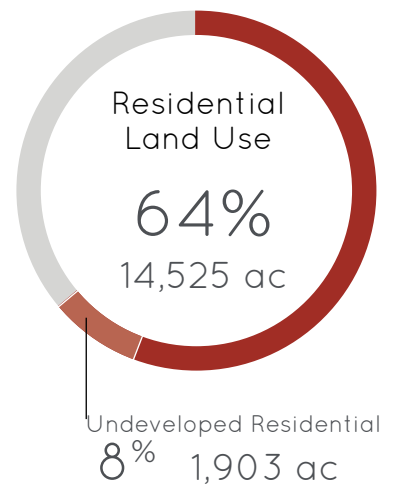
Neighborhoods

The city's land area will increase at a much slower rate than population growth.

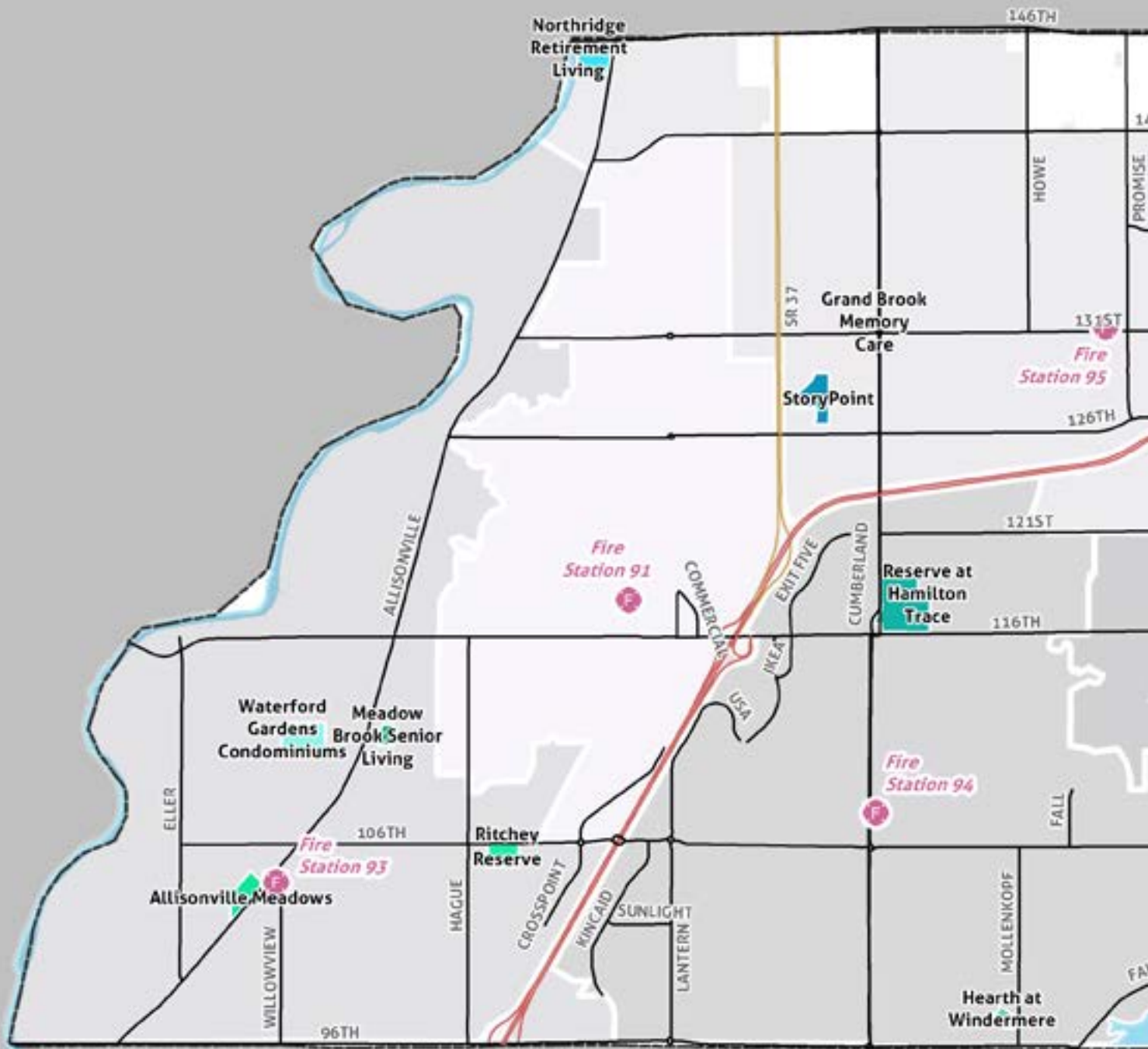
In the past 10 years, the city has expanded by more than 6,100 acres (35%). Since 2010, the rate at which new land was added to the city was notably slower than population growth. That is largely a factor of there being several developing residential areas and a slow pace of new residential construction. New population growth is likely to occur both within the city's existing footprint and within new areas that may be added to the city.

The city's land is predominantly residential.

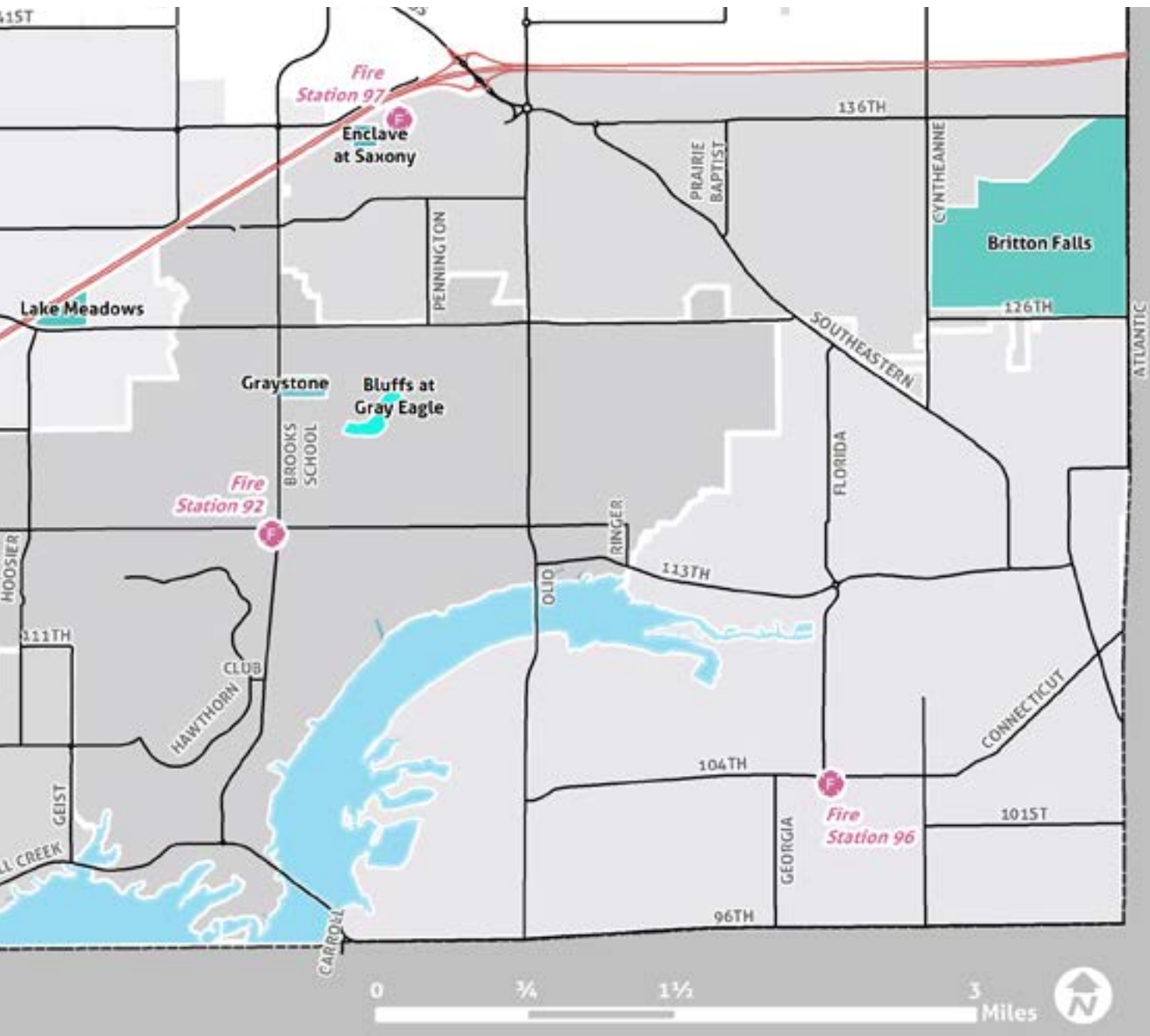
Nearly two-thirds (64%) of the city's land is residential in use—and most of that is low-density single family detached residential. Included in the above, is a significant amount of undeveloped residential areas that makes up eight percent of the city. This undeveloped land provides an opportunity to create a diverse housing stock to serve all ages and abilities in the community.



SENIOR HOUSING AROUND FISHERS



Community	Type	Homes	Apts.	BeDs	Status	Fire Dist.
Allisonville Meadows	Assisted Living	0	280	0	Existing	93
Bluffs at Gray Eagle	Age-Targeted Single-Family	61	0	0	Existing	92
Britton Falls	Age-Restricted Single-Family	1,223	0	0	Under Constr.	97
Enclave at Saxony	Ind. & Asstd. Living, Specialty Care	0	83	81	Existing	97
Grand Brook Memory Care	Specialty Care	0	0	36	Existing	95
Graystone	Age-Targeted Single-Family	38	0	0	Existing	92
Hearth at Windermere	Independent Living	0	101	0	Existing	94
Lake Meadows	Age-Targeted Single-Family, Ind. Living	32	123	0	Under Constr.	95
Meadow Brook Senior Living	Ind. & Asstd. Living, Specialty Care	0	70	29	Existing	93
Northridge Retirement Living	Independent Living	0	132	0	Existing	95
Reserve at Hamilton Trace	Independent Living	0	87	0	Existing	94
Ritchey Reserve	Independent Living	0	130	0	Aprvd., Not Constr.	93
StoryPoint	Independent Living	0	240	0	Aprvd., Not Constr.	95
Waterford Gardens Condo.	Age-Targeted Single-Family	64	0	0	Existing	93



FISHERS DEMOGRAPHICS

American Community Survey

	2018
Total Population	93,790
Male	47.5%
Female	52.5%
Median Age	36.2
Under 20 Years	30.2%
20-44 Years	34.3%
45-64 Years	25.5%
65-84	8.4%
85 Years and Over	1.8%
Race	
White	83.5%
Black or African American	5.8%
American Indian/Alaska Native	0%
Asian	6.7%
Two or More Races	3.3%
Hispanic/Latino	3.8%
Employment: Adults 65+	
Worked in past 12 months	15.7%
Did not work in past 12 months	84.2%
Income	
Median Household Income	\$98,168
Poverty Rate - 65 Years and Over	4.6%
Households with Social Security	20.5%
Mean Social Security Income	\$25,890
Households with Retirement Income	18.8%
Mean Retirement Income	\$23,149
Households with Supplemental Social Security Income	2.5%
Mean Supplemental Social Security Income	\$11,590

	2018
Disability Characteristics by Age	
Total Population with Disability	6,534
Under 18 Years	4.1%
18-34	5.3%
35-64	5.3%
65-74	13.2%
75 Years and Over	48.4%
Household by Type	
Total Households	33,921
Family Households	78.8%
Non family Households	21.2%
Living Alone	17.4%
Avg. Household Size	2.7
Avg. Family Size	3.1
Households with one or more people 60 Years and Over	27.6%
Households with grandparents living with grandchildren	4.2%
Owner-Occupied	75%
Renter-Occupied	25%
Living Arrangements: Adults 65+	
Total	9,480
Alone	18.6%
Spouse	63.9%
Unmarried Partner	1.5%
Other Relatives	12.3%
Other Non relatives	3.5%

Source: U.S. Census Bureau, American Community Survey latest 5-year Estimates, StatsAmerica

FISHERS FREEBIRDS

The Fishers Parks and Recreation Department offers a monthly social club for ages fifty and better called Fishers Freebirds, where residents have the opportunity to socialize, meet new friends, and get involved in the community, whether it be book club, luncheons, or art class.

The Fishers Freebirds club helps promote community resources for aging adults and is an essential part of the Age-Friendly Fishers initiative.



Freebirds play cards at one of the monthly meetings.



Freebirds socialize during game of dominos.



Balance assessment at Fishers Farmer's Market - Freebirds Day.



Speaker from Wasson Nursery, a local landscape company, speaks to Freebird's members.



MISSION AND VISION

Age-Friendly Fishers Process

1. DISCOVERY & ENGAGEMENT

In 2018, Fishers joined AARP's Network of Age-Friendly Communities and the Age-Friendly Fishers Committee was formed. In 2019, a community assessment was conducted through public input sessions and community events.

2. PLAN DEVELOPMENT

Results of the community assessment and existing community initiatives were reviewed by the Age-Friendly Fishers Committee over the course of five work sessions. Strategies and action items were identified that help achieve the Age-Friendly Fishers mission and vision.

3. IMPLEMENTATION

Over the next three years, from 2020 to 2022, the Age-Friendly Fishers Committee, in coordination with the City and community partners, will implement the action items identified in this plan.

4. EVALUATION

The Age-Friendly Fishers Committee will evaluate and assess the progress and status of work on an annual basis and will update the plan as necessary.



The Age-Friendly Fishers Committee worked to develop this plan over the course of ten (10) months.

Mission

Age-Friendly Fishers seeks to improve the quality of life for residents of all ages and abilities by improving the communication of existing community resources, partnering and collaborating with community stakeholders, and advocating for infrastructure and public spaces that are safe, accessible, and equitable for all residents.

Vision

Age-Friendly Fishers will be a place where residents are well-informed about available resources in order to live safely and independently as they age.

COMMUNITY ASSESSMENT: METHODOLOGY

Age-Friendly Fishers conducted a series of meetings to gather input from community leaders, stakeholders, and members of the public. Over the course of four months, over 220 residents were engaged to gather feedback on what priorities they found most important.



May 30, 2019

Britton Falls Neighborhood
Evening Public Input Session



June 26, 2019

City Hall
Mayor's Breakfast w/
Age Friendly Committee

June 19, 2019

City Hall
Morning Public Input Session





DOMAIN POSTERS

Posters of the Eight Domains of Livability were created for participants to identify their top ten priorities across the different categories. Results can be found in Appendix A



August 24, 2019
Fishers Farmer's Market
Freebirds Day

August 21, 2019
Ambassador House
Senior Citizen's Day
Brunch



COMMUNITY ASSESSMENT: RESULTS

Based on the community assessment, the below Top 10 priorities were identified across AARP's Eight Domains of Livability. The results of the community assessment were used to help inform the goals and strategies identified in this action plan.

TOP 10 PRIORITIES

in order of preference



During the assessment, participants were also asked to define what age-friendly means to them.

Age-Friendly Means...

“Safe and accessible.”

“Solutions across the age continuum in all domains. What is important to a 55 year old is different than an 85 year old.”

“Accessibility for all ages”

Web page Feedback Form


A web page was created in order to obtain feedback from those who were unable to attend one of the Public Input Sessions. Flyers with links to the webpage were passed out by members of the committee in order to reach a larger audience.

This form will continue to be live throughout implementation of this action plan. The link can be accessed at fishers.in.us/AgeFriendly.

SUBMIT FEEDBACK



INTEGRATION WITH EXISTING PLANS



Fishers 2040 Comprehensive Plan

The Fishers 2040 Comprehensive Plan was adopted in 2016 and outlines the City's vision over the next 20 years. Age-Friendly elements are highlighted within this plan. Strategies and action items identified in the next section align with and expand upon these initiatives.

City of Fishers ADA Transition Plan

The City of Fishers in 2015 worked with a consultant to assess the accessibility of public parks and facilities. The result was the ADA Transition Plan which details and prioritizes improvements within the City's parks system in order to improve their accessibility for people of all abilities.



Arts & Culture Master Plan

The Arts & Cultural Master Plan was adopted by the City's Arts and Cultural Commission in 2019 and outlines focus areas as they relate to community culture. Inclusivity is highlighted within this plan and should be integrated into the work done by the Age-Friendly Committee.

Stigma Free Fishers

Stigma Free Fishers is an initiative led by the Fishers Mental Health Task Force which seeks to prevent mental health crises by integrating health care solutions and reducing the stigma associated with mental illness.



AARP's Eight Domains of Livability

AARP identifies eight community features that impact livability for people of all ages. This framework is used by the Age-Friendly Fishers committee to identify strategies that seek to improve the quality of life for older adults. Learn more about these domains at aarp.org/livable.



Outdoor Spaces and Buildings



Transportation



Housing



Social Participation



Respect and Social Inclusion



Civic Participation and Employment



Communication and Information



Community and Health Services

STRATEGIES



Age-Friendly Fishers work sessions were carried out following the community assessment resulting in five strategies with 30 associated action items to be implemented over the next three years. Items the committee seeks to accomplish in Year 1 of the action plan are identified with a yellow box and those aligning with the City of Fishers 2040 Plan are identified with an asterisk*



STRATEGY 1: Create innovative facilities, amenities, and resources that enhance the use of the park system for all ages and abilities.*

1. Partner with the City on the design and amenities of parks.

Action 1. Work with the City to create innovative, age-friendly spaces and amenities that encourage park use during all seasons (e.g. observation areas for sledding hills).

Action 2. Encourage all new parks and park redevelopment to incorporate innovative designs and facilities that go above and beyond existing ADA requirements in order to celebrate Fishers' inclusive culture, such as sensory gardens and wheelchair accessible swing sets.*

2. Promote the use of the parks system for all residents in Fishers.

Action 1. Promote the benefits of the parks system and healthy living.*

Action 2. Meet with local Homeowner Associations to encourage pedestrian connections to adjacent local parks.



Domains:





STRATEGY 2: Promote aging in place efforts in housing development that allow residents to remain in their home and community as they age.

1. Ensure new commercial and residential development accommodates users of all ages and abilities.

Action 1. Advocate for creation and/or expansion of zoning ordinances to support alternative housing arrangements that create additional housing options (Accessory Dwelling Units, etc.).

YEAR 1

Action 2. Integrate a variety of housing including affordable, senior living apartments, and single-family housing into redevelopment and infill development sites to enrich the diversity of housing choices within a given neighborhood. *

Action 3. •Celebrate entrepreneurial developers and builders who introduce innovation in Fishers' housing sector and in the City's neighborhoods. *

2. Expand resources related to aging in place for residents and the development community.

Action 1. Develop a checklist of age-friendly housing criteria that could be used to help understand the degree to which proposed new housing could be considered "lifelong" housing.

YEAR 1

Action 2. Expand access to information about reliable and affordable housing support services, such as home repair and modification resources.

Action 3. Explore builder and developer incentives for incorporating universal design, visitability, and similar features into new housing.

Domains:



Items the committee seeks to accomplish in Year 1 of the action plan are identified with a yellow box and those aligning with the City of Fishers 2040 Plan are identified with an asterisk*



Visitability: A measure of a place's ease of access for people with limited mobility.

STRATEGY 3: Develop age-friendly strategies for transportation improvement and maintenance.

1. Ensure infrastructure accommodates users of all ages and abilities

Action 1. • Expand and implement the Fishers Americans with Disabilities Act (ADA) Transition Plan.*

- Action 2. • Assign a single point of contact for ADA and Title VI challenges*

YEAR 1

- Action 3. • Research grant and other funding opportunities for infrastructure improvements.
- Action 4. • Clearly mark crosswalk locations and explore audio and visual signals.*

2. Provide a safe road network for automobile users.

Action 1. • • Review police department crash data from an age-friendly standpoint to determine areas which may need additional improvements.*

- Action 2. • Inventory locations where sight distances may be impaired.*
- Action 3. • Research solutions to clearly identify medians on major thoroughfares.

Domains:



Items the committee seeks to accomplish in Year 1 of the action plan are identified with a yellow box and those aligning with the City of Fishers 2040 Plan are identified with an asterisk*

3. Promote connectivity of non-vehicular travel methods.

Action 1. • •Advocate for bicycle and pedestrian infrastructure that connects to surrounding communities and civic centers.*

- Action 2. • Create materials to encourage the use of bicycle and pedestrian facilities for residents of all ages, such as a map identifying bicycle parking areas and highlighting health benefits

YEAR 1

4. Improve Public Transportation Services.

Action 1. • ••Inventory existing public transportation services

YEAR 1

- Action 2. • Partner with existing transportation services to improve efficiency
- Action 3. • Research solutions for public transportation and discuss feasibility with public officials
- Action 4. • Advocate for improved public transportation



STRATEGY 4: Simplify access to healthcare and services.

Action 1. • Facilitate and help advance the efforts of the Fishers Police and Fire Departments as they work to better understand and serve older adults in the community.

YEAR 1

Action 2. • Identify existing health resources for older adults.

Action 3. •• Learn landscape of resources currently available to help older adults navigate the health care system and raise awareness of these services to ensure they are utilized.

Domains:



Items the committee seeks to accomplish in Year 1 of the action plan are identified with a yellow box and those aligning with the City of Fishers 2040 Plan are identified with an asterisk*

STRATEGY 5: Increase access to information regarding community programs, services, and social events by providing a centralized location for resources.

1. Identify existing resources for older adults to ensure information regarding all civic, social, and employment opportunities are effectively communicated to the aging population.

Action 1: Educate residents on how to access information online.

Action 2. • Make online information more accessible for all ages.

Action 3. • Use the 'Fishers Freebirds' web page, playfishers.com/freebirds, as the main location for Age-Friendly Fishers updates and resources.

2. Partner with key stakeholders to elevate existing resources and events.

Action 1. • Collaborate with organizations in the community on age-friendly events and promote existing senior programs around the area.

Action 2. • Partner with the K-12 Schools to increase intergenerational learning.

YEAR 1



Domains:



DID YOU KNOW THAT FISHERS WAS THE
FIRST COMMUNITY IN INDIANA
TO RECEIVE AARP'S AGE-FRIENDLY DESIGNATION?



LEARN MORE AT FISHERS.IN.US/AGL



IMPLEMENTATION



The Age-Friendly Fishers Action Plan presents a list of strategies focusing on areas of transportation, housing, health, and communication. Progress towards the age-friendly mission and vision will be reviewed on an annual basis, and success will be determined through ongoing implementation. This plan will be achieved through collaborative efforts of members of the Age-Friendly Committee and the community.

MONITORING

This action plan is designed as a three-year plan. Over the next three years, the Age-Friendly Fishers Committee will monitor progress toward each of the strategies presented. While most strategies are intended to be achieved during 2020 to 2022, some may continue beyond 2022. At the end of three years, the committee will evaluate the status of work and update the plan as necessary.

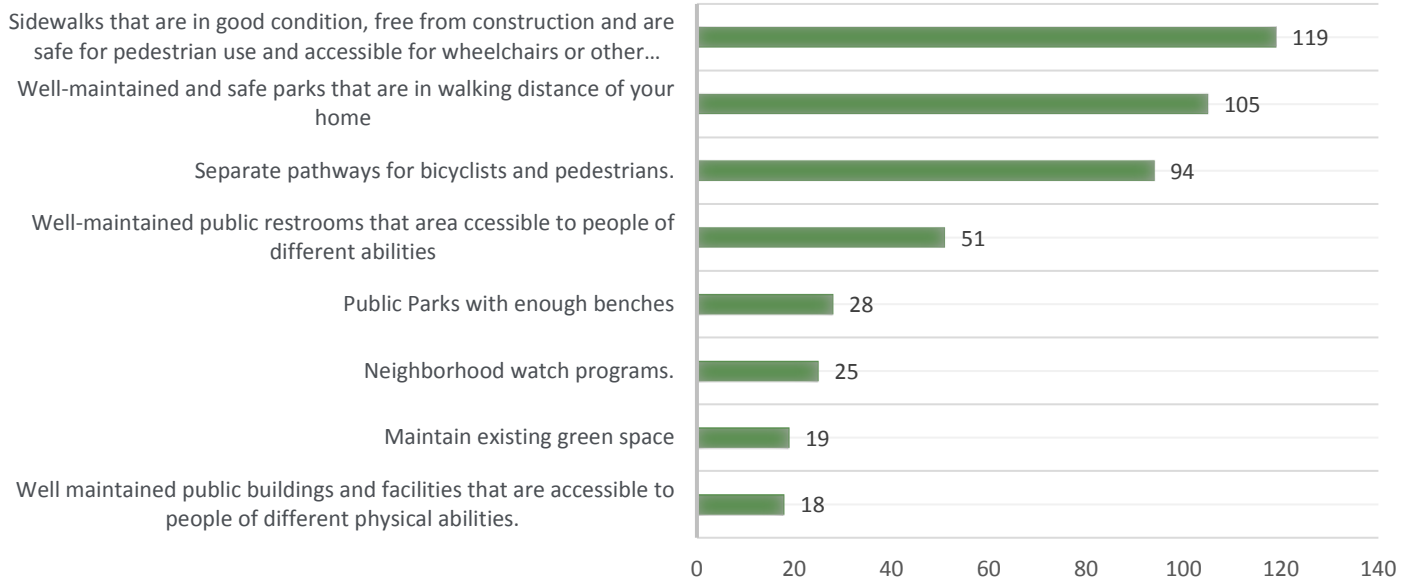
The Age-Friendly Fishers Committee will identify partners and set measurements for success as each action item is undertaken. Progress should be reviewed on an annual basis and provided in an annual report.

Age-Friendly Fishers will continue to be communicated to the public online at fishers.in.us/Agfriendly.

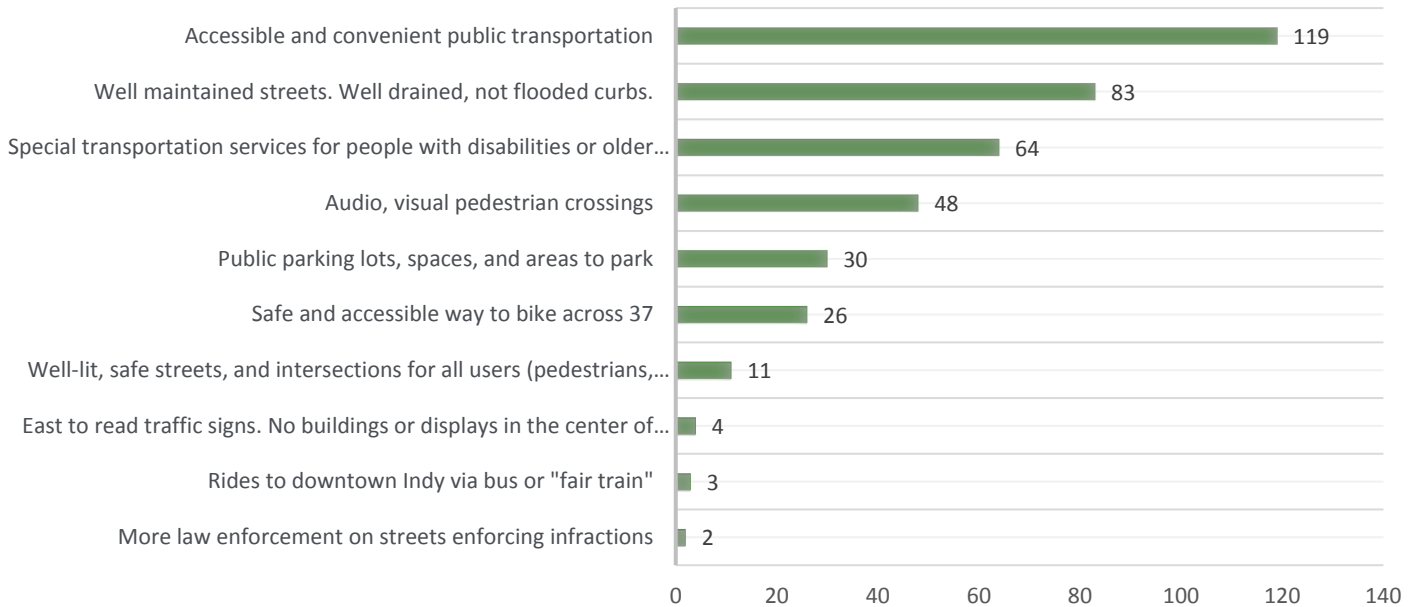
This action plan is a living document and should be updated as necessary throughout implementation.

APPENDIX A
COMMUNITY ASSESSMENT RESULTS

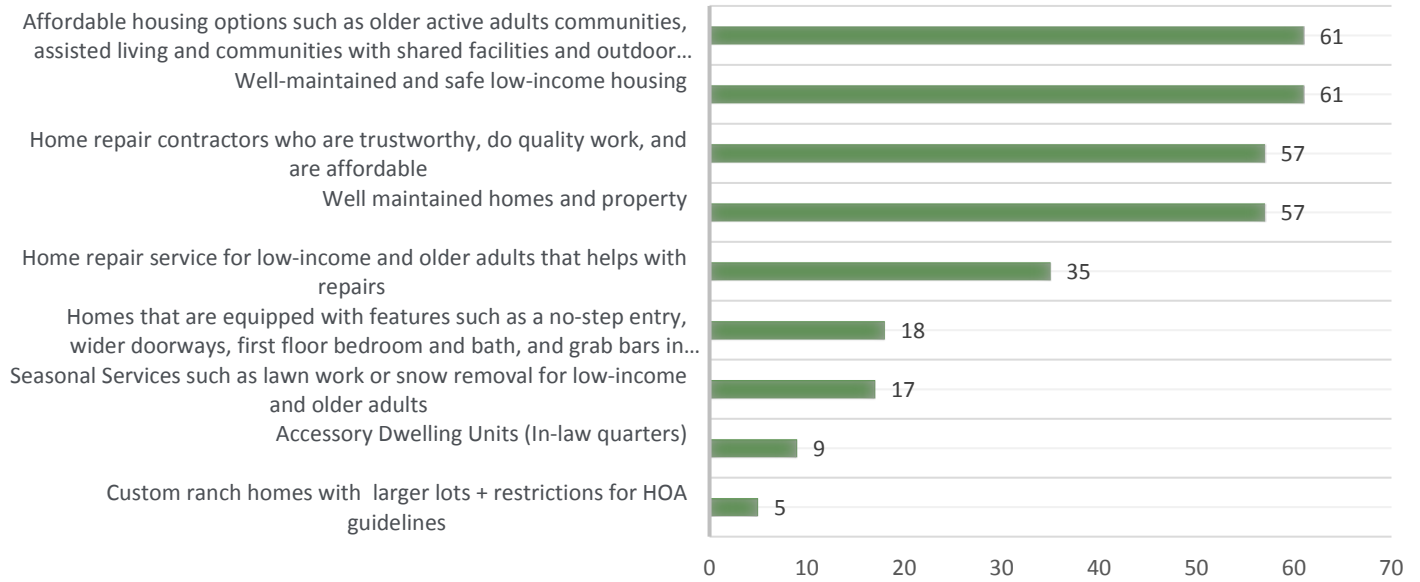
DOMAIN 1: OUTDOOR SPACES AND BUILDINGS



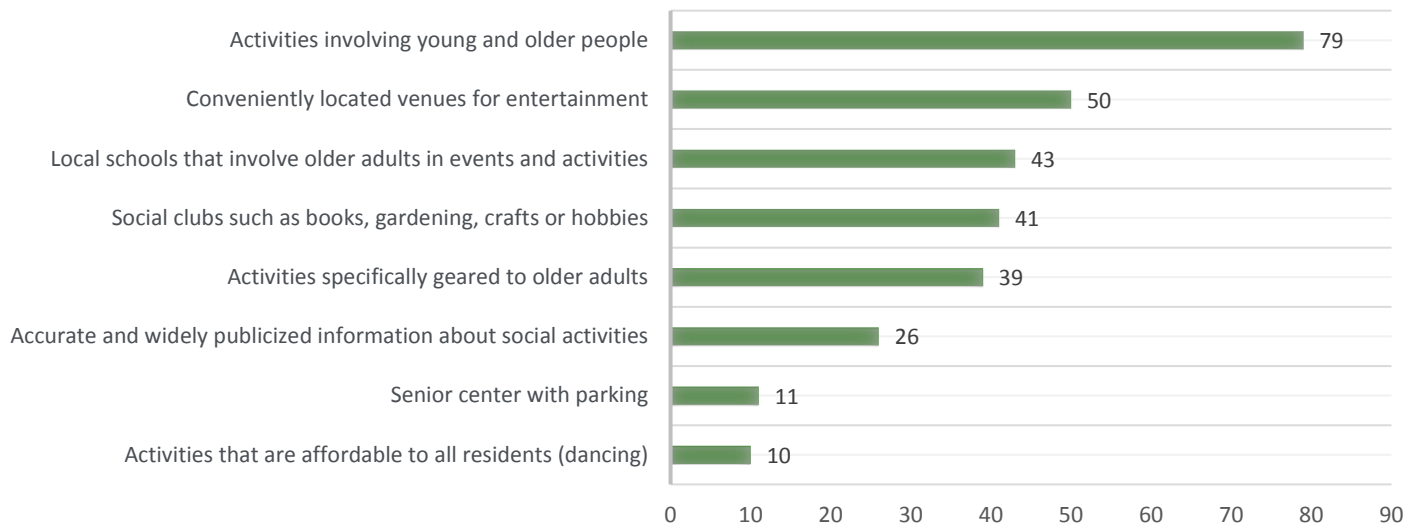
DOMAIN 2: TRANSPORTATION



DOMAIN 3: HOUSING



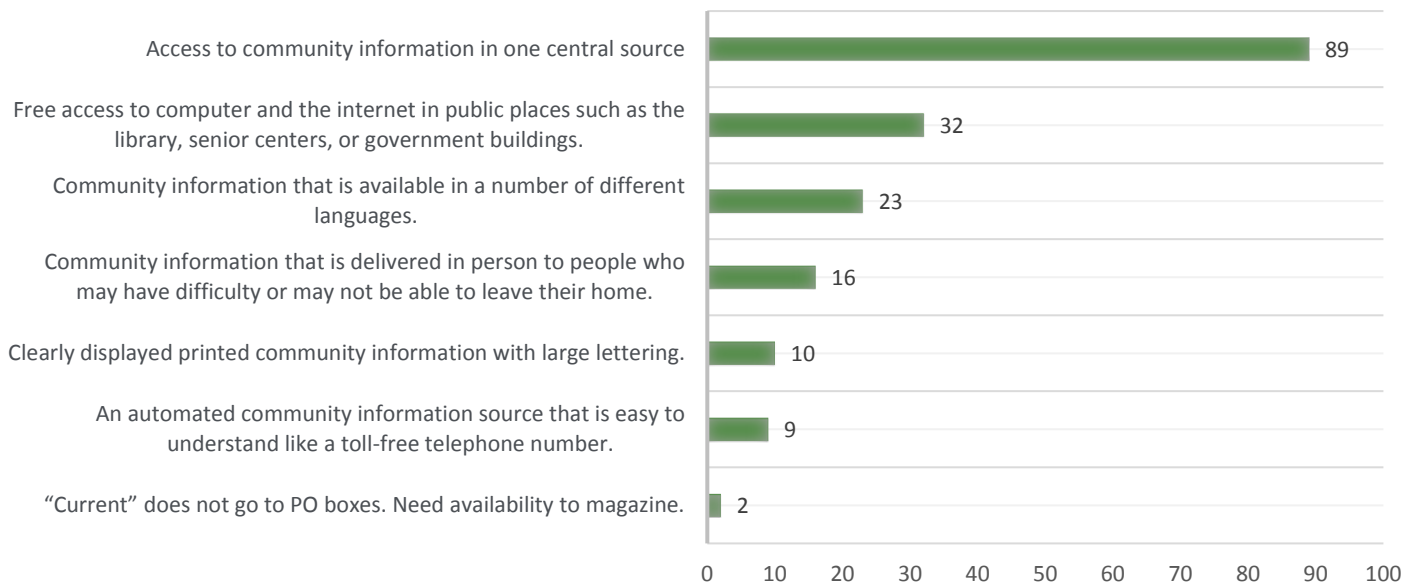
DOMAIN 4 & 5: SOCIAL PARTICIPATION, RESPECT AND SOCIAL INCLUSION



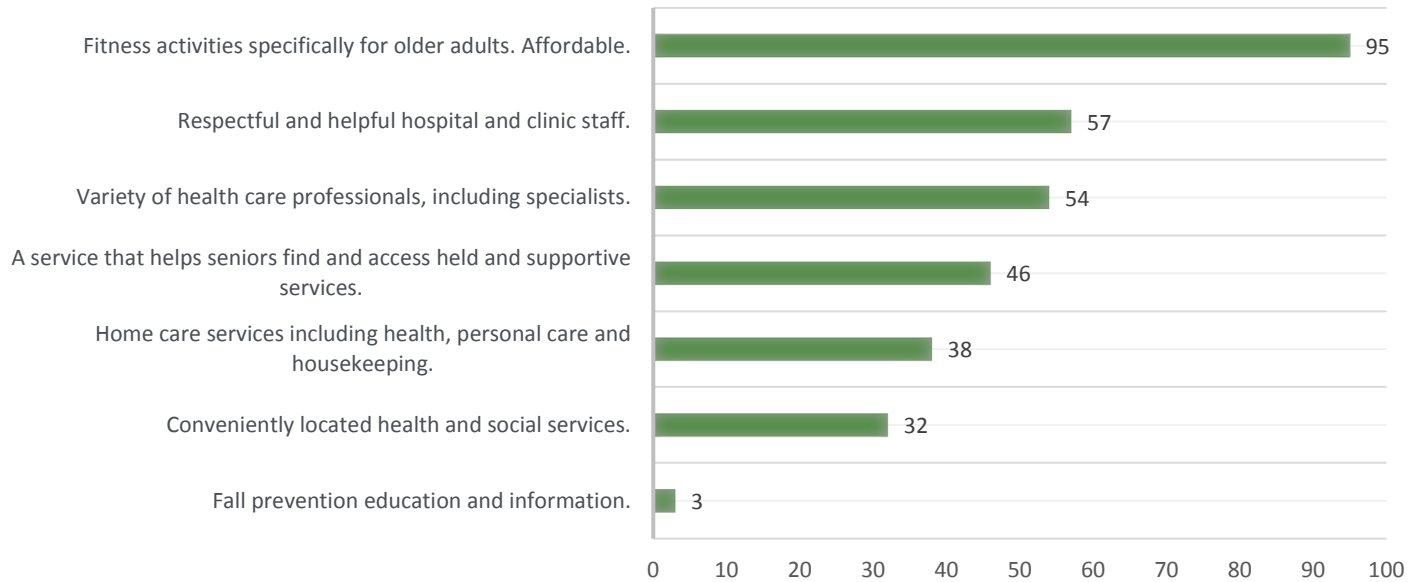
DOMAIN 6: CIVIC PARTICIPATION AND EMPLOYMENT



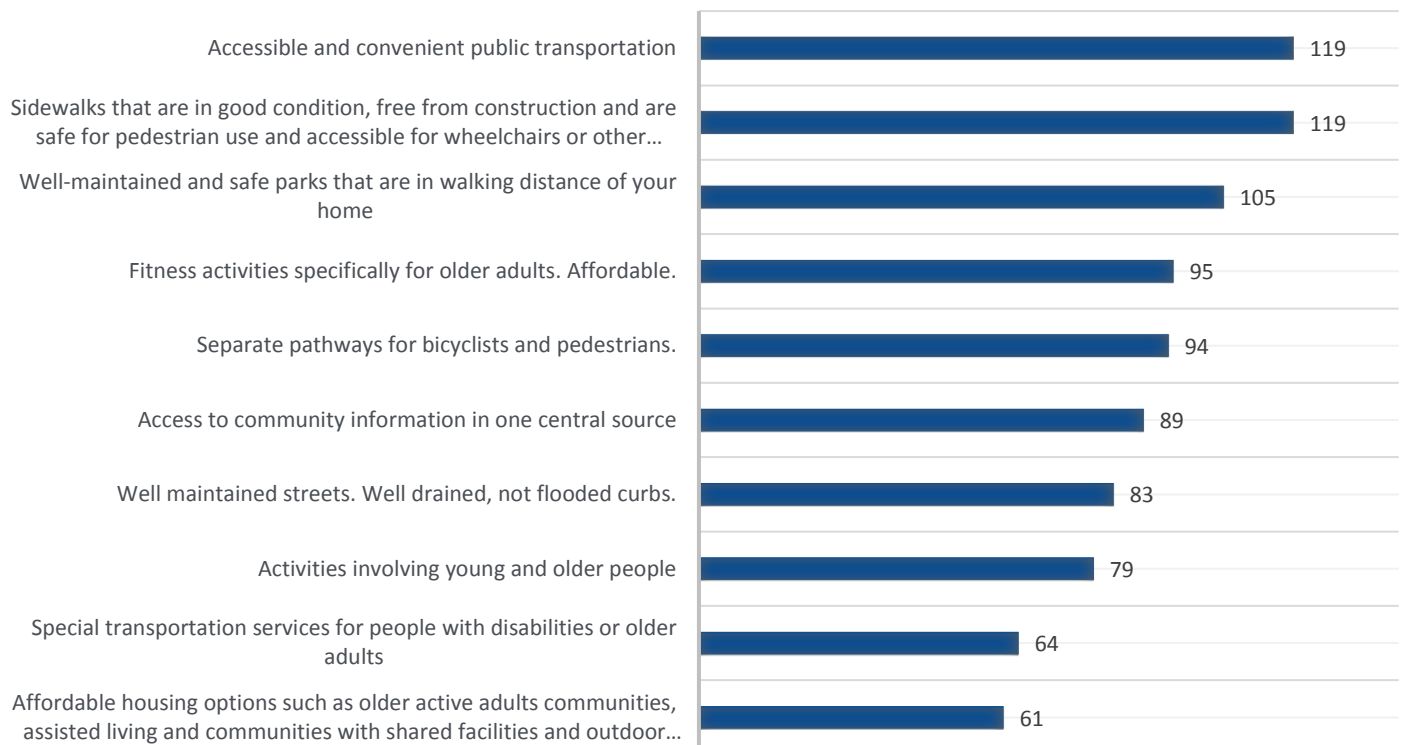
DOMAIN 7: COMMUNICATION & INFORMATION



DOMAIN 8: COMMUNITY AND HEALTH SERVICES



TOP 10 PRIORITIES



Domain 1: Outdoor Spaces and Buildings	5/30/2019	6/19/2019	Sept	Total
Well maintained public buildings and facilities that are accessible to people of different physical abilities.	3	2	13	18
Maintain existing green space		19	0	19
Neighborhood watch programs.		2	23	25
Public Parks with enough benches		4	24	28
Well-maintained public restrooms that area ccessible to people of different abilities	3	6	42	51
Separate pathways for bicyclists and pedestrians.	3	2	89	94
Well-maintained and safe parks that are in walking distance of your home	4	5	96	105
Sidewalks that are in good condition, free from construction and are safe for pedestrian use and accessible for wheelchairs or other assistive mobility devices.	1	11	107	119
Total				459

Domain 2: Transportation	5/30/2019	6/19/2019	Sept.	Total
More law enforcement on streets enforcing infractions			2	2
Rides to downtown Indy via bus or "fair train"			3	3
East to read traffic signs. No buildings or displays in the center of roundabouts. Roundabouts that work (Rebuild Olio)			4	4
Well-lit, safe streets, and intersections for all users (pedestrians, bicyclists, drivers)			6	5
Safe and accessible way to bike across 37			26	26
Public parking lots, spaces, and areas to park	2	8	20	30
Audio, visual pedestrian crossings	3	1	44	48
Special transportation services for people with disabilities or older adults	3	9	52	64
Well maintained streets. Well drained, not flooded curbs.	2	6	75	83
Accessible and convenient public transportation	6	23	90	119
Total				390

Domain 3: Housing	5/30/2019	6/19/2019	Sept.	Total
Custom ranch homes with larger lots + restrictions for HOA guidelines			5	5
Accessory Dwelling Units (In-law quarters)	3	6		9
Seasonal Services such as lawn work or snow removal for low-income and older adults	1	5	11	17
Homes that are equipped with features such as a no-step entry, wider doorways, first floor bedroom and bath, and grab bars in bathrooms	3	7	8	18
Home repair service for low-income and older adults that helps with repairs	2	4	29	35
Well maintained homes and property	0	2	55	57
Home repair contractors who are trustworthy, do quality work, and are affordable	6	12	39	57
Well-maintained and safe low-income housing		8	53	61
Affordable housing options such as older active adults communities, assisted living and communities with shared facilities and outdoor spaces	2	19	40	61
Total				320

Domain 4 & 5: Social Participation, Respect and Social Inclusion	5/30/2019	6/19/2019	Sept.	Total
Activities that are affordable to all residents (dancing)	2	8		10
Senior center with parking		11		11
Accurate and widely publicized information about social activities	2	2	22	26
Activities specifically geared to older adults	0	12	27	39
Social clubs such as books, gardening, crafts or hobbies	2	3	36	41
Local schools that involve older adults in events and activities	4	2	37	43
Conveniently located venues for entertainment	5	7	38	50
Activities involving young and older people	2	8	69	79
Total				299

Domain 6: Civic Participation and Employment	5/30/2019	6/19/2019	Sept.	Total
Partnership with non profits for positive results.	-	1		1
Transportation to and from volunteer activities for those who need it.	0	5	20	25
Jobs that adapt to meet the needs of people with disabilities.	2	3	22	27
Range of flexible job opportunities for older adults.	0	7	24	31
Easy to find information about local volunteer opportunities.	1	5	29	35
A range of volunteer activities to choose from.	1	8	44	53
Job training opportunities for older adults who want to learn new job skills within their job or get training in a different field of work.	2	8	45	55
Total				227

Domain 7: Communication and Information	5/30/2019	6/19/2019	Sept.	Total
"Current" does not go to PO boxes. Need availability to magazine.	-	2		2
An automated community information source that is easy to understand like a toll-free telephone number.	0	2	7	9
Clearly displayed printed community information with large lettering.	0	2	8	10
Community information that is delivered in person to people who may have difficulty or may not be able to leave their home.	0	1	15	16
Community information that is available in a number of different languages.	1	1	21	23
Free access to computer and the internet in public places such as the library, senior centers, or government buildings.	0	4	28	32
Access to community information in one central source	7	11	71	89
Total				181

Domain 8: Community and Health Services	5/30/2019	6/19/2019	Sept.	Total
Fall prevention education and information.	-	3		3
Conveniently located health and social services.	1	0	31	32
Home care services including health, personal care and housekeeping.	3	5	30	38
A service that helps seniors find and access held and supportive services.	2	5	39	46
Variety of health care professionals, including specialists.	2	6	46	54
Respectful and helpful hospital and clinic staff.	0	2	55	57
Fitness activities specifically for older adults. Affordable.	3	15	77	95
Total				325

Online Ideas/Feedback

Collaborative Expertise Copr. - Use the business experience of retirees to provide entrepreneurs with advice and expertise to expand their businesses

Program to teach older adults technical skills for disability solutions from the disability community.

Issues: converted green space, high taxes, NPT Fair Train, Yuppieville, downtown post office access, pushed small business out of downtown, tear down what we have and put up sign saying what was here

How about a dog park in Fishers?

I am unable attend but would like to see benches installed so that us older folks can or parents with toddlers can rest while walking to downtown fishers. We use the lantern road path. We walk from Connor knoll subdivision, use lovely wooden bridge that was installed last year. Also recommended some type of shade protection over the benches. Also benches in downtown fishers would be nice, especially while shopping or enjoying a treat.

I applaud your administration for thinking in terms of an age-friendly Fishers. The first thing that comes to my mind that the older citizens of Fishers need is reliable transportation for those who either can no longer drive or do not wish to do so. I live in the Del Webb Britton Falls subdivision, and if we cannot drive, we can no longer live independently. We could afford to pay for such a service--as it would be a godsend--but it isn't available.

A form of transportation that is affordable to get to doctors appointments and/or shopping. Aside from the cost, it is hard to get a ride. There is a waiting list for people that would like services and you have to know weeks ahead of time if you need a ride. If you are going to the doctor you can't always plan that far in advance. They are using Uber but don't feel comfortable with it and it gets expensive.

Senior center- There should be a community senior center so seniors have a place for fellowship. A lot of seniors don't know others in the community and become depressed. They would like it to have fresh air. They would like it to have a low cost lunch available or meals on wheels delivery. A place to play games, cards or puzzles. It would also have low cost exercise classes such as tai chi and yoga. Apparently they used to have senior tai chi at a park but it was \$10 a class.

Taxes are forcing older people out of their homes

They can't afford the rent in Fishers if they are trying to downsize

Land is being taken through eminent domain to build more roads or newer properties.

Concerts available for older adults that would possibly have music from the 50s and 60s but would be over by 9 PM since they can't drive at night and children would not be invited.

Craft fair reintroduced to the 4th of July festival

A SMALLER grocery store, specifically like Marsh. It is too hard to walk around the large grocery stores and many of them cant see well enough or can't control the mobile carts.

please start thinking through traffic and accessibility when building new things. The pathway to the post office is always blocked by moving trucks and porta potties.

Stop getting rid of all the green space.